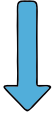
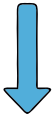


## Implantology multi unit bridges and full arch protocol checklist

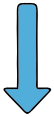
1. Surgery
  - lab docket
  - Scan or impression preop with corresponding implant components



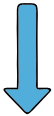
2. Laboratory
  - implant model cast or 3D print implant model
  - verification n16
  - bite registration



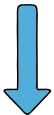
3. Surgery
  - model verification
  - bite registration



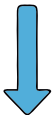
4. Laboratory
  - CAD design provisional
  - 3D printed prototype



5. Surgery
  - tryin, occlusion, appearance check



6. Laboratory
  - corrections if needed
  - CAM production
  - manual finalization



7. Surgery
  - fir, shade, occlusion check
  - final fit