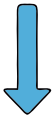


## Acrylic dentures Protocol checklist

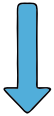
1. Surgery

- lab docket
- Scan or impression
- Bite registration (if possible)



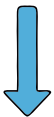
2. Laboratory

- special tray
- bite block



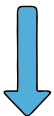
3. Surgery

- functional impression
- bite registration



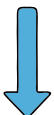
4. Laboratory

- articulation
- teeth set up



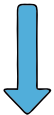
5. Surgery

- tryin, fit, shade, occlusion, appearance check



6. Laboratory

- final processing



7. Surgery

- final fit