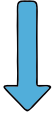
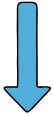


Chrome dentures and framework protocol checklist

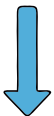
1. Surgery
 - lab docket
 - Scan or impression
 - bite registration (if possible), photos



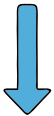
2. Laboratory
 - model cast or SD print model
 - CAD design <--> design collaboration with clinician
 - CAM production
 - framework post production with bite block



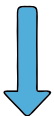
3. Surgery
 - framework try in
 - bite registration



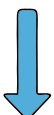
4. Laboratory
 - articulation
 - teeth set up



5. Surgery
 - try in - fit, shade, occlusion, appearance check



6. Laboratory
 - final processing



7. Surgery
 - final fit